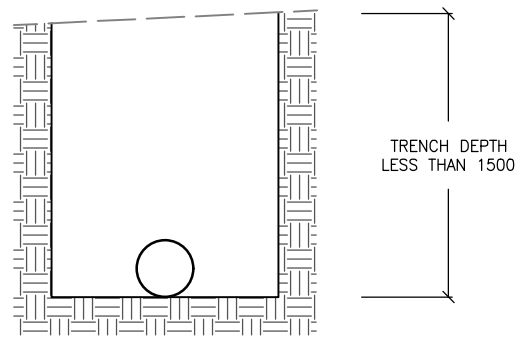
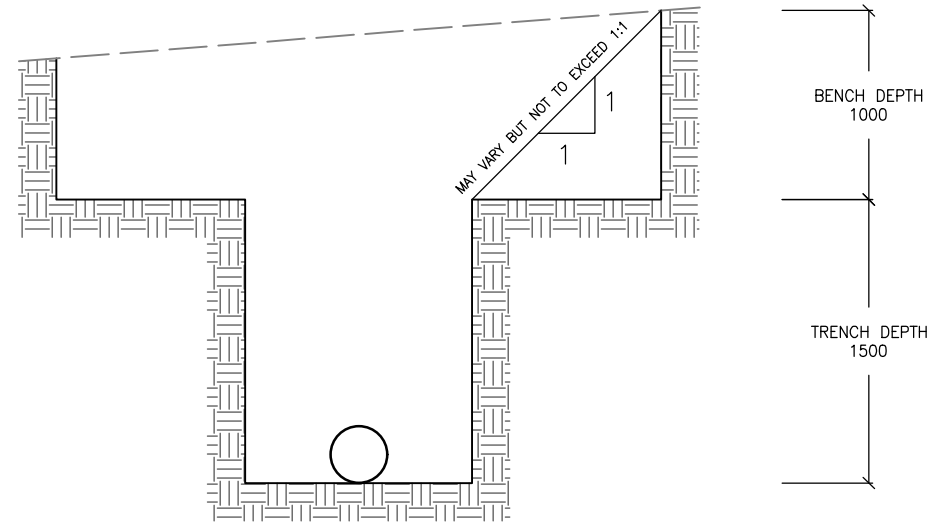


**TRENCH SHIELDING NOTES:**

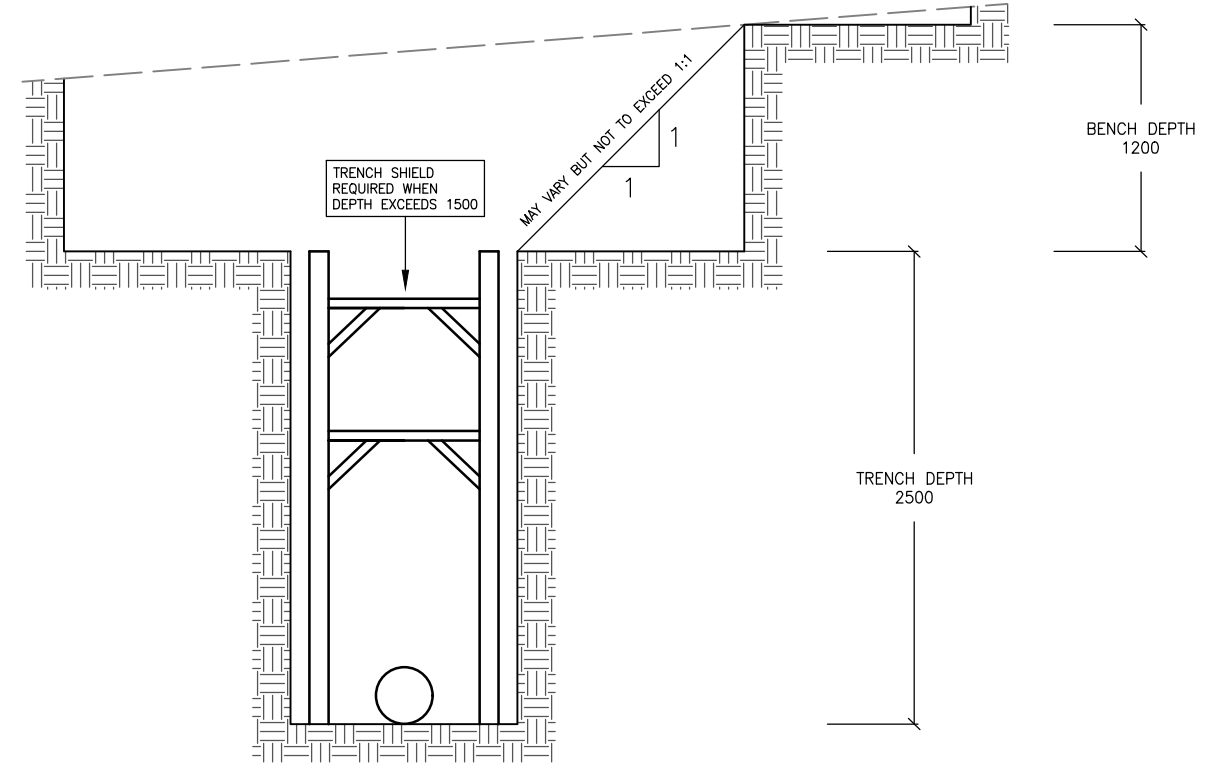
1. WORKCOVER SPECIFICATIONS TO BE CONSULTED PRIOR TO THE COMMENCEMENT OF ANY WORK WHERE BENCHING IS TO TAKE PLACE.
2. ALL DETAILS SHOWN ON THIS PLAN ARE TO BE APPROVED BY WORKCOVER PRIOR TO COMMENCING ANY WORK.
3. FOR TRENCH DEPTHS GREATER THAN 3700 ADDITIONAL SHIELDING MAY BE REQUIRED OR INCREASED BENCHING UNDERTAKEN. ALL PROPOSALS WILL BE SUBJECT TO GROUND CONDITIONS AND WORKCOVER APPROVAL.
4. TRENCH SHIELD TO BE USED FOR ALL TRENCHES GREATER THAN 1500 DEEP.
5. DEPTH OF BENCH NOT TO EXCEED WIDTH OF BENCH UNDER ANY CIRCUMSTANCE.
6. EXCAVATIONS TO BE BACKFILLED BEHIND SHIELD.
7. EXCAVATIONS TO BE FULLY BRACED IN LOCATIONS SUBJECT TO VIBRATION AND GROUND WATER FLOW.
8. EXCAVATIONS LEFT OPEN FOR AN EXTENDED PERIOD TO BE BRACED ALSO.
9. EXCAVATIONS TO BE FENCED WITH PARRAWEBBING AT ALL TIMES.
10. EXCAVATED MATERIAL OR ANY OTHER OBJECT NOT TO BE PLACED WITHIN 1000 OF EDGE OF EXCAVATION.
11. ACCESS LADDERS SHALL BE PROVIDED IN TRENCHES DEEPER THAN 1200.
12. ALL DIMENSIONS IN MILLIMETRES.



**TRENCH SHIELDING EXAMPLE FOR LESS THAN 1500mm**  
SCALE 1:20



**TRENCH SHIELDING EXAMPLE FOR 1500mm – 2500mm**  
SCALE 1:20



**TRENCH SHIELDING EXAMPLE FOR 2500mm – 3700mm**  
SCALE 1:20

|            |          |                                 |          |          |
|------------|----------|---------------------------------|----------|----------|
| CONSULTANT | REV      | DESCRIPTION                     | INITIALS | DATE     |
|            | A        | ISSUED FOR APPROVAL             | DMM/BH   | 30-06-98 |
|            | B        | DETAIL, NOTE & DRAFTING UPDATES | MC       | 21-09-23 |
| CHECKED    | APPROVED |                                 |          |          |

| SCALES (A1) |                              |
|-------------|------------------------------|
| 1:10        | 0 0.1 0.2 0.3 0.4 0.5 Metres |
| 1:20        | 0 0.2 0.4 0.6 0.8 1.0        |
| 1:50        | 0 0.5 1.0 1.5 2.0 2.5        |
| 1:100       | 0 1 2 3 4 5                  |
| 1:200       | 0 2 4 6 8 10 Metres          |
| 1:500       | 0 5 10 15 20 25              |
| 1:750       | 0 7.5 15 22.5 30 37.5        |
| 1:1000      | 0 10 20 30 40 50             |

|          |          |                               |  |
|----------|----------|-------------------------------|--|
| SURVEYED | -        | CHECKED                       |  |
| DRAWN    | MC       | TECHNICAL SERVICES MANAGER    |  |
| DESIGN   | -        | DIRECTOR ENGINEERING SERVICES |  |
| DATE     | 21-09-23 |                               |  |
| DATUM    | AHD      |                               |  |



|             |  |           |    |
|-------------|--|-----------|----|
| PROJECT     | BRC STANDARD TRENCH SHIELDING REQUIREMENTS |           |    |
| DESCRIPTION | STANDARD DETAILS, NOTES & SPECIFICATIONS   |           |    |
| DWG No.     | EN7883                                     | SHEET No. | 01 |
| REV.        |  |           | B  |